

What We Offer:

- Casework
- Fume Hoods
- Drying Racks



**Our polypropylene
casework is
corrosion
resistant!**

Prices subject to change without notice



Polypropylene Casework

LabTech's polyproLABS® line of corrosion resistant polypropylene (polypro) casework and clean storage systems is the best available lab furniture on the market for caustic, critical processing environments.

Entire TRACE METALS ANALYSIS laboratories may be specified as having NO EXPOSED METALS, in any of our equipment and furniture.

All "hardware" including door hinges, latches, drawer suspension systems, handles and plumbing ac-

cessories are made from polypropylene. "Scratch-resistant, corrosion-resistant" polyethylene worksurfaces are unique to our line of case work and fume hoods. Epoxy or laminate materials may be selected as options.

All work man ship and components are designed and built in accordance with the SEFA standard of construction for the laboratory case work industry.



Casework Specifications

1. All casework has a "flush surface" design and is built in accordance with the standard of construction for the laboratory casework industry.
2. All base and storage cabinets have an integral base with toe space that is 4" high and 3" deep. This integral base allows each cabinet to be used as a single stand-alone unit or in a group.
3. All components, including "hardware", are polypropylene or other plastic material. No exposed metals exist within the cabinetry.

1. All materials are of the highest quality whether they be raw plastic, sheet, hardware, or in completed product form.
2. All polypropylene raw sheet materials are inspected prior to fabrication and certified to be free of any visual or structural defects, which would prevent parts from being made to blueprint specifications.

1. Polypropylene material is available in ¼", 3/8", ½" and 1" thickness. Individual replacement parts including doors, filler panels, drawer bodies and shelves are all available in these thicknesses.

1. Cabinets: Construction of 100% refrigerator white, stress-relieved, acid-resistant, polypropylene. The cabinet structure is typically built with ½" material. Countertops are welded or

screwed to cabinet, typically using ½" or 1" thick material. All joints are thermally welded by special process, which ensures leak-tight, superior strength, flush unions. No metals are used in cabinet. 4" high x 3" deep toe space is standard. All polypropylene countertops include a 4" high backsplash, thermally welded to the countertop. Cabinet may be specified with removable rear panel for chase access. Plastic coated levelers may be installed.

2. Doors:

Doors are solid 3/8" thick polypropylene with beveled, smooth edges. Hinges and screws are polypropylene. Door catches are plastic in lieu of metal magnet type. Door handles are available in a variety of plastic configurations and colors. Polypropylene material ensures doors to be strong, rigid and sound dampening.

3. Drawers:

Drawer bodies are all 3/8" polypropylene in construction. The drawer bottom and sides are thermally welded together making a leak-tight compartment. Drawers have built-in draw stops to prevent accidental pulling out. Drawers may be easily removed for cleaning. Drawer handles are plastic and available in several styles and colors.

4. Drawer Suspension:

Drawers slide quietly and evenly on a polypropylene "notched groove" system. System contains no metal. The drawer suspension system is rated to

withstand countless cycles at 100 pounds.

5. Shelves:

Shelves are made from solid ½" polypropylene. Shelves are supported by polypropylene structure. Individual shelves may be specified as removable, adjustable and/or perforated.

6. Fabricated Accessories:

All accessories required for specific installations are fabricated and finished to the same material quality standards as the base units they are made to compliment.

7. Wall Cabinets:

Wall cabinets are made of the same quality standards as base units. Materials used are noted above. Hardware and shelf systems are the same as in the base units. All wall cabinets are made with hanger brackets for ease of installation.

8. Wall Cabinet Glass:






Available in framed safety glass, acrylic or PVC

9. Options:

- a.) Base units may include full plumbing and electrical services. An array of sinks, tanks, gas petcocks and electrical receptacles may be selected for factory installation within cabinet.
- b.) Polypropylene may be substituted with PVC, PVDF, polyethylene or stainless steel. Fire retardant polypropylene is also available.
- c.) Polypropylene is available in white, blue, black and natural (translucent).



Casework Products

All polyproLABS® products are manufactured with acid-resistant polypropylene with no metal to rust.

LT Part Number	Description	Length	Width	Height	Weight	Lead Time	Typical Unit
AC-160-1830	BASE, 3-Drawers	22	18	29	100	25	
AC-160-2430	BASE, 3-Drawers	22	24	29	110	25	
AC-160-3030	BASE, 3-Drawers	22	30	29	120	25	
AC-160-3630	BASE, 3-Drawers	22	36	29	130	25	
AC-160-1836	BASE, 3-Drawers	22	18	35	110	25	
AC-160-2436	BASE, 3-Drawers	22	24	35	120	25	
AC-160-3036	BASE, 3-Drawers	22	30	35	130	25	
AC-160-3636	BASE, 3-Drawers	22	36	35	140	25	
AC-165-1830	BASE, 4-Drawers	22	18	29	110	25	
AC-165-2430	BASE, 4-Drawers	22	24	29	120	25	
AC-165-3030	BASE, 4-Drawers	22	30	29	130	25	
AC-165-3630	BASE, 4-Drawers	22	36	29	140	25	
AC-165-1836	BASE, 4-Drawers	22	18	35	120	25	
AC-165-2436	BASE, 4-Drawers	22	24	35	130	25	
AC-165-3036	BASE, 4-Drawers	22	30	35	140	25	
AC-165-3636	BASE, 4-Drawers	22	36	35	150	25	
AC-170-1830	BASE, 5-Drawers	22	18	29	120	25	
AC-170-2430	BASE, 5-Drawers	22	24	29	130	25	
AC-170-3030	BASE, 5-Drawers	22	30	29	140	25	
AC-170-3630	BASE, 5-Drawers	22	36	29	150	25	
AC-170-1836	BASE, 5-Drawers	22	18	35	130	25	
AC-170-2436	BASE, 5-Drawers	22	24	35	140	25	
AC-170-3036	BASE, 5-Drawers	22	30	35	150	25	
AC-170-3636	BASE, 5-Drawers	22	36	35	160	25	
AC-175-1830	BASE, 6-Drawers	22	18	29	130	25	
AC-175-2430	BASE, 6-Drawers	22	24	29	140	25	
AC-175-3030	BASE, 6-Drawers	22	30	29	150	25	
AC-175-3630	BASE, 6-Drawers	22	36	29	160	25	
AC-175-1836	BASE, 6-Drawers	22	18	35	135	25	
AC-175-2436	BASE, 6-Drawers	22	24	35	145	25	
AC-175-3036	BASE, 6-Drawers	22	30	35	155	25	
AC-175-3636	BASE, 6-Drawers	22	36	35	165	25	
AC-180-3630	BASE, 6-Drawers	22	36	29	160	25	
AC-180-4230	BASE, 6-Drawers	22	42	29	170	25	
AC-180-4830	BASE, 6-Drawers	22	48	29	180	25	
AC-180-3636	BASE, 6-Drawers	22	36	35	165	25	
AC-180-4236	BASE, 6-Drawers	22	42	35	175	25	
AC-180-4836	BASE, 6-Drawers	22	48	35	185	25	






Casework Products

All polyproLABS® products are manufactured with acid-resistant polypropylene with no metal to rust.

LT Part Number	Description	Length	Width	Height	Weight	Lead Time	Typical Unit
AC-185-3630	BASE, 7-Drawers	22	36	29	160	25	
AC-185-4230	BASE, 7-Drawers	22	42	29	170	25	
AC-185-4830	BASE, 7-Drawers	22	48	29	180	25	
AC-185-3636	BASE, 7-Drawers	22	36	35	165	25	
AC-185-4236	BASE, 7-Drawers	22	42	35	175	25	
AC-185-4836	BASE, 7-Drawers	22	48	35	185	25	
AC-190-3630	BASE, 8-Drawers	22	36	29	165	25	
AC-190-4230	BASE, 8-Drawers	22	42	29	175	25	
AC-190-4830	BASE, 8-Drawers	22	48	29	185	25	
AC-190-3636	BASE, 8-Drawers	22	36	35	195	25	
AC-190-4236	BASE, 8-Drawers	22	42	35	200	25	
AC-190-4836	BASE, 8-Drawers	22	48	35	205	25	
AC-195-3630	BASE, 8-Drawers	22	36	29	175	25	
AC-195-4230	BASE, 8-Drawers	22	42	29	180	25	
AC-195-4830	BASE, 8-Drawers	22	48	29	185	25	
AC-195-3636	BASE, 8-Drawers	22	36	35	200	25	
AC-195-4236	BASE, 8-Drawers	22	42	35	205	25	
AC-195-4836	BASE, 8-Drawers	22	48	35	210	25	
AC-150-1830	BASE, 1-Drawer; 1 Door	22	18	29	75	25	
AC-150-2430	BASE, 1-Drawer; 1 Door	22	24	29	80	25	
AC-150-3030	BASE, 1-Drawer; 1 Door	22	30	29	85	25	
AC-150-1836	BASE, 1-Drawer; 1 Door	22	18	35	85	25	
AC-150-2436	BASE, 1-Drawer; 1 Door	22	24	35	90	25	
AC-150-3036	BASE, 1-Drawer; 1 Door	22	30	35	95	25	
AC-155-2436	BASE, 2-Drawer; 2 Door	22	24	35	100	25	
AC-155-3630	BASE, 2-Drawer; 2 Door	22	36	29	100	25	
AC-155-4230	BASE, 2-Drawer; 2 Door	22	42	29	110	25	
AC-155-4830	BASE, 2-Drawer; 2 Door	22	48	29	120	25	
AC-155-3636	BASE, 2-Drawer; 2 Door	22	36	35	110	25	
AC-155-4236	BASE, 2-Drawer; 2 Door	22	42	35	120	25	
AC-155-4836	BASE, 2-Drawer; 2 Door	22	48	35	130	25	
AC-240-3030	WALL, 2-Sliding Glass Doors, Unframed	13	30	30	100	25	
AC-240-3630	WALL, 2-Sliding Glass Doors, Unframed	13	36	30	125	25	
AC-240-4230	WALL, 2-Sliding Glass Doors, Unframed	13	42	30	150	25	
AC-240-4830	WALL, 2-Sliding Glass Doors, Unframed	13	48	30	175	25	
AC-240-3024	WALL, 2-Sliding Glass Doors, Unframed	13	30	24	80	25	
AC-240-3624	WALL, 2-Sliding Glass Doors, Unframed	13	36	24	100	25	
AC-240-4224	WALL, 2-Sliding Glass Doors, Unframed	13	42	24	120	25	





Casework Products

All polyproLABS® products are manufactured with acid-resistant polypropylene with no metal to rust.

LT Part Number	Description	Length	Width	Height	Weight	Lead Time	Typical Unit
AC-240-4824	WALL, 2-Sliding Glass Doors, Unframed	13	48	24	140	25	
AC-250-3030	WALL, 2-Sliding Glass Doors, Framed	13	30	30	110	25	
AC-250-3048	WALL, 2-Sliding Glass Doors, Framed	13	30	48	185	25	
AC-250-3630	WALL, 2-Sliding Glass Doors, Framed	13	36	30	135	25	
AC-250-4230	WALL, 3-Sliding Glass Doors, Framed	13	42	30	160	25	
AC-250-4830	WALL, 3-Sliding Glass Doors, Framed	13	48	30	185	25	
AC-250-3024	WALL, 2-Sliding Glass Doors, Framed	13	30	24	90	25	
AC-250-3624	WALL, 2-Sliding Glass Doors, Framed	13	36	24	110	25	
AC-250-4224	WALL, 2-Sliding Glass Doors, Framed	13	42	24	130	25	
AC-250-4824	WALL, 2-Sliding Glass Doors, Framed	13	48	24	150	25	
AC-205-3030	WALL, 2-Solid Doors, Hinged	13	30	30	110	25	
AC-205-3630	WALL, 2-Solid Doors, Hinged	13	36	30	135	25	
AC-205-4230	WALL, 2-Solid Doors, Hinged	13	42	30	160	25	
AC-205-4830	WALL, 2-Solid Doors, Hinged	13	48	30	185	25	
AC-205-3024	WALL, 2-Solid Doors, Hinged	13	30	24	90	25	
AC-205-3624	WALL, 2-Solid Doors, Hinged	13	36	24	110	25	
AC-205-4224	WALL, 2-Solid Doors, Hinged	13	42	24	130	25	
AC-205-4824	WALL, 2-Solid Doors, Hinged	13	48	24	150	25	
AC-230-1830	WALL, 1 Glass Door, Hinged, Framed	13	18	30	70	25	
AC-230-2430	WALL, 1 Glass Door, Hinged, Framed	13	24	30	85	25	
AC-230-3030	WALL, 1 Glass Door, Hinged, Framed	13	30	30	110	25	
AC-230-3630	WALL, 1 Glass Door, Hinged, Framed	13	36	30	135	25	
AC-230-1824	WALL, 1 Glass Door, Hinged, Framed	13	18	24	60	25	
AC-230-2424	WALL, 1 Glass Door, Hinged, Framed	13	24	24	80	25	
AC-230-3024	WALL, 1 Glass Door, Hinged, Framed	13	30	24	90	25	
AC-230-3624	WALL, 1 Glass Door, Hinged, Framed	13	36	24	110	25	
AC-200-1830	WALL, 1 Solid door, Hinged	13	18	30	70	25	
AC-200-2430	WALL, 1 Solid door, Hinged	13	24	30	85	25	
AC-200-3030	WALL, 1 Solid door, Hinged	13	30	30	110	25	
AC-200-3630	WALL, 1 Solid door, Hinged	13	36	30	135	25	
AC-200-1824	WALL, 1 Solid door, Hinged	13	18	24	60	25	
AC-200-2424	WALL, 1 Solid door, Hinged	13	24	24	80	25	
AC-200-3024	WALL, 1 Solid door, Hinged	13	30	24	90	25	
AC-200-3624	WALL, 1 Solid door, Hinged	13	36	24	110	25	
AC-210-3030	WALL, Glass Door, Hinged, Framed	13	30	30	110	25	
AC-210-3630	WALL, Glass Door, Hinged, Framed	13	36	30	135	25	
AC-210-4230	WALL, Glass Door, Hinged, Framed	13	42	30	160	25	
AC-210-4830	WALL, Glass Door, Hinged, Framed	13	48	30	185	25	







Casework Products

All polyproLABS® products are manufactured with acid-resistant polypropylene with no metal to rust.

LT Part Number	Description	Length	Width	Height	Weight	Lead Time	Typical Unit
AC-210-3024	WALL, Glass Door, Hinged, Framed	13	30	24	90	25	
AC-210-3624	WALL, Glass Door, Hinged, Framed	13	36	24	110	25	
AC-210-4224	WALL, Glass Door, Hinged, Framed	13	42	24	130	25	
AC-210-4824	WALL, Glass Door, Hinged, Framed	13	48	24	140	25	
AC-210-4848	WALL, Glass Door, Hinged, Framed	13	48	48	280	25	
AC-220-3030	WALLSHELF, 3 Shelves	13	30	30	60	25	
AC-220-3630	WALLSHELF, 3 Shelves	13	36	30	70	25	
AC-220-4230	WALLSHELF, 3 Shelves	13	42	30	80	25	
AC-220-4830	WALLSHELF, 3 Shelves	13	48	30	90	25	
AC-220-3036	WALLSHELF, 3 Shelves	13	30	36	70	25	
AC-220-3636	WALLSHELF, 3 Shelves	13	36	36	80	25	
AC-220-4236	WALLSHELF, 3 Shelves	13	42	36	90	25	
AC-220-4836	WALLSHELF, 3 Shelves	13	48	36	100	25	
AC-220-5430	WALLSHELF, 3 Shelves	13	54	30	110	25	
AC-220-7236	WALLSHELF, 3 Shelves	13	72	36	130	25	
AC-100-3030	SINK BASE, 2 Door, Back Cutout	22	30	29	45	25	
AC-100-3630	SINK BASE, 2 Door, Back Cutout	22	36	29	50	25	
AC-100-4230	SINK BASE, 2 Door, Back Cutout	22	42	29	55	25	
AC-100-4830	SINK BASE, 2 Door, Back Cutout	22	48	29	60	25	
AC-100-3036	SINK BASE, 2 Door, Back Cutout	22	30	35	70	25	
AC-100-3636	SINK BASE, 2 Door, Back Cutout	22	36	35	80	25	
AC-100-4236	SINK BASE, 2 Door, Back Cutout	22	42	35	90	25	
AC-100-4836	SINK BASE, 2 Door, Back Cutout	22	48	35	100	25	
AC-101-3030	SINK BASE, 2 Door, 1-Shelf	22	30	29	55	25	
AC-101-3630	SINK BASE, 2 Door, 1-Shelf	22	36	29	60	25	
AC-101-4230	SINK BASE, 2 Door, 1-Shelf	22	42	29	65	25	
AC-101-4830	SINK BASE, 2 Door, 1-Shelf	22	48	29	70	25	
AC-101-3036	SINK BASE, 2 Door, 1-Shelf	22	30	35	80	25	
AC-101-3636	SINK BASE, 2 Door, 1-Shelf	22	36	35	90	25	
AC-101-4236	SINK BASE, 2 Door, 1-Shelf	22	42	35	100	25	
AC-101-4836	SINK BASE, 2 Door, 1-Shelf	22	48	35	110	25	
AC-105-3030	SINK BASE, 2 Door, Vented Apron	22	30	29	45	25	
AC-105-3630	SINK BASE, 2 Door, Vented Apron	22	36	29	50	25	
AC-105-4230	SINK BASE, 2 Door, Vented Apron	22	42	29	55	25	
AC-105-4830	SINK BASE, 2 Door, Vented Apron	22	48	29	60	25	
AC-120-3030	BASE SHELF, w/Toekick, 2 Shelf	13	30	29	50	25	
AC-120-3630	BASE SHELF, w/Toekick, 2 Shelf	13	36	29	55	25	
AC-120-4230	BASE SHELF, w/Toekick, 2 Shelf	13	42	29	60	25	



Casework Products

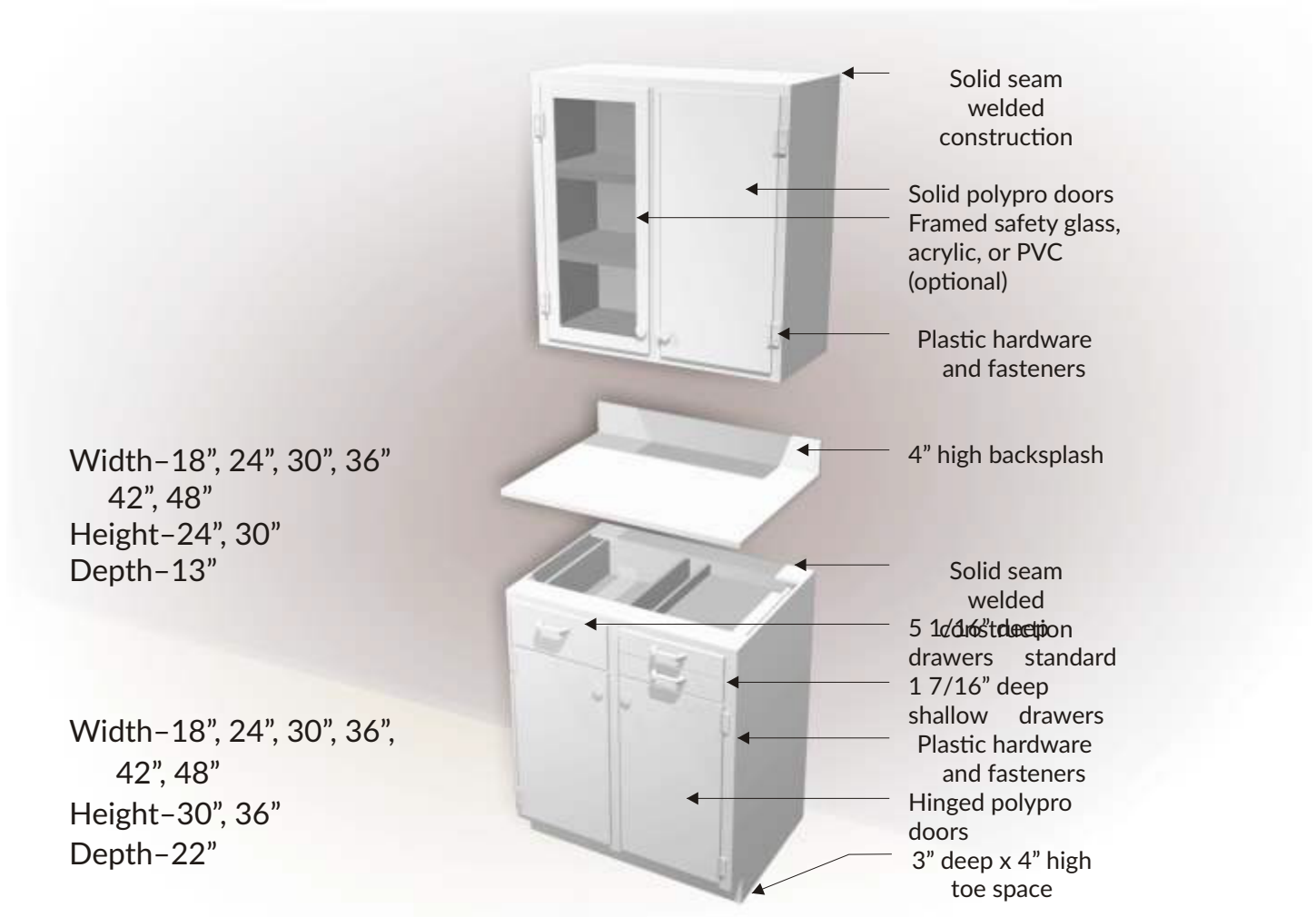
All polyproLABS® products are manufactured with acid-resistant polypropylene with no metal to rust.

LT Part Number	Description	Length	Width	Height	Weight	Lead Time	Typical Unit
AC-120-4830	BASE SHELF, w/Toekick, 2 Shelf	13	48	29	65	25	
AC-120-3036	BASE SHELF, w/Toekick, 2 Shelf	13	30	35	55	25	
AC-120-3636	BASE SHELF, w/Toekick, 2 Shelf	13	36	35	65	25	
AC-120-4236	BASE SHELF, w/Toekick, 2 Shelf	13	42	35	65	25	
AC-120-4836	BASE SHELF, w/Toekick, 2 Shelf	13	48	35	70	25	
AC-KS-3030	KNEESPACE BASE	30	30	29	10	25	
AC-KS-3630	KNEESPACE BASE	30	36	29	12	25	
AC-KS-4230	KNEESPACE BASE	30	42	29	18	25	
AC-KS-4830	KNEESPACE BASE	30	48	29	20	25	
AC-KS-3036	KNEESPACE BASE	30	30	35	12	25	
AC-KS-3636	KNEESPACE BASE	30	36	35	15	25	
AC-KS-4236	KNEESPACE BASE	30	42	35	20	25	
AC-KS-4836	KNEESPACE BASE	30	48	35	25	25	
AC-KS-5436	KNEESPACE BASE	30	54	35	28	25	
AC-KS-6036	KNEESPACE BASE	30	60	35	30	25	
AC-KS-7236	KNEESPACE BASE	30	72	35	35	25	
AC-KS-9030	KNEESPACE BASE	30	90	29	45	25	
AC-KS-9630	KNEESPACE BASE	30	96	29	50	25	
AC-300-3084	TALL STORAGE, Framed Glass Door,	22	30	84	250	25	
AC-300-3684	TALL STORAGE, Framed Glass Door,	22	36	84	275	25	
AC-300-4284	TALL STORAGE, Framed Glass Doors,	22	42	84	300	25	
AC-300-4884	TALL STORAGE, Framed Glass Door,	22	48	84	325	25	
AC-300-4884	TALL STORAGE, Framed Glass Door, Hinged	22	48	84	315	25	
AC-310-3084	TALL STORAGE, Solid Door, Hinged	22	30	84	250	25	
AC-310-3684	TALL STORAGE, Solid Door, Hinged	22	36	84	275	25	
AC-310-4284	TALL STORAGE, Solid Door, Hinged	22	42	84	300	25	
AC-310-4884	TALL STORAGE, Solid Door, Hinged	22	48	84	325	25	
AC-310-4884	TALL STORAGE, Solid Door, Hinged	22	48	84	315	25	
AC-215-3030	WALL, Blind Corner, Solid Door, Hinged	13	44	30	125	25	
AC-215-5030	WALL, Blind Corner, Solid Door, Hinged	13	50	30	160	25	
AC-215-4230	WALL, Blind Corner, Solid Door, Hinged	13	56	30	140	25	
AC-215-4830	WALL, Blind Corner, Solid Door, Hinged	13	62	30	150	25	
AC-215-3024	WALL, Blind Corner, Solid Door, Hinged	13	44	24	110	25	
AC-215-3624	WALL, Blind Corner, Solid Door, Hinged	13	50	24	145	25	
AC-215-4224	WALL, Blind Corner, Solid Door, Hinged	13	56	24	125	25	
AC-215-4824	WALL, Blind Corner, Solid Door, Hinged	13	62	24	135	25	
AC-115-3030	BASE, Blind Corner, Solid Door, Hinged	22	53	29	135	25	
AC-115-3630	BASE, Blind Corner, Solid Door, Hinged	22	59	29	170	25	

Casework Products

All polyproLABS® products are manufactured with acid-resistant polypropylene with no metal to rust.

LT Part Number	Description	Length	Width	Height	Weight	Lead Time	Typical Unit
AC-115-4230	BASE, Blind Corner, Solid Door, Hinged	22	65	29	150	25	 
AC-115-4830	BASE, Blind Corner, Solid Door, Hinged	22	71	29	160	25	
AC-115-3036	BASE, Blind Corner, Solid Door, Hinged	22	53	35	120	25	
AC-115-3636	BASE, Blind Corner, Solid Door, Hinged	22	59	35	155	25	
AC-115-4236	BASE, Blind Corner, Solid Door, Hinged	22	65	35	135	25	
AC-115-4836	BASE, Blind Corner, Solid Door, Hinged	22	71	35	145	25	
AC-FP-XXXX	FRONT FILLER PANEL	0.5	7	35	10	25	
AC-SFP-XXXX	SIDE FILLER PANEL	0.5	7	35	20	25	
PP	POLYPRO Pegboard (Glassware Drying	30	30	6	20	40	
AC-CT-XXXX	POLYPRO COUNTERTOP/LINEAR FT	1	12	34	10	25	



Polypropylene Fume Hoods

Air Control's polyproLABS® line of corrosion resistant poly propylene (polypro) fume hoods is the best available on the market for caustic, critical processing environments. "Scratch-resistant, corrosion-resistant" polypropylene worksurfaces are unique to our line of fume hoods.

All workmanship and components are designed and built in accordance with the SEFA standards for the laboratory fume hoods industry.

Fume Hood Specifications and Options

1. Polypro fume hoods are designed for full operator protection, continuous and easy access to the hood interior, while exceeding OSHA exhaust requirements.
2. Polypro hoods are specifically suited for the most corrosive environments because of their non-rusting characteristics.

1. All materials are of the highest quality whether they be raw plastic sheet, hardware, or incomplected product form.
2. All polypro raw sheet materials are inspected prior to fabrication and certified to be free of any visual or structural defect, which prevents parts from being made to blue print specifications.
3. PVC, PVDF, polyethylene, Teflon®, or any other plastic material used as substitution for polypro, is subjected to the same material quality control programs (see polypro material specifications page).

1. Fume hoods are manufactured with no exposed metals. Units are constructed of 100% refrigerator white, stress relieved, acid-resistant polypropylene. The hood structure is typically built with 3/8" thick material. All joints are thermally welded by special process, which ensures leak-proof, superior strength, flush unions. Polypro is also available in ¼", ½" and 1" thickness.
2. Polypro hoods are typically free standing, one-piece hoods with

polypro storage underneath. The "picture frame" hood access area profile has a 7° slope away from the operator, to promote ergonomic comfort.

3. Each fume hood contains an internal baffle system of the same material as the unit it self. This baffle system provides safe and efficient removal of fumes when the hood is connected to a properly installed exhaust system. A manual adjustment is provided on the baffle system to allow the operator to adjust the extent to which the environment is under negative pressure.

4. All polypro hoods have across-the-work-surface exhaust with adjustable louvered shutter(s), and above-the-work-surface exhaust with adjustable louvered shutter(s).

5. Units have top-located round exhaust duct collar(s), with butterfly dampers included. Rect angular exhaust duct connections are also available.

6. Each super structure contains top-located fluorescent lighting. All lighting is placed in fume-tight compartments with translucent polypro windows. For polypro fume hoods with laminar flow clean air option, "flow-through" lighting is utilized so as to not disrupt movement of laminar flow, clean air. Lighting provides greater than 100-candle power illumination and is factory pre-wired to NEC and NFPA code.

7. Fume hoods have a full view, vertical rising, safety sash installed. Each sash is counter balanced by two plastic coated cables attached to



rear-of-hood located, plastic encapsulated weights. Each sash moves easily and closes fully, within one inch of work surface.

8. Hoods are provided with an air by-pass feature. The by-pass, located at the upper front interior of the hood, opens as the sash is lowered, providing for a near constant exhaust volume of the fume hood super structure.

9. Pressure drop across the fume hood exhaust system is less than 0.5 inches of water, when operating at an average velocity through the front access opening of 100 feet per minute. Exhaust failure alarms may be installed for security and user protection.

10. Work surfaces in polypro fume hoods are constructed of one-inch thick solid polypro, with a front located lip to contain spills. Models with wash-down tubs underneath the work surface, lend themselves to perforated or recessed "lip exhausted" work surfaces.

11. Polypro hoods are supported by strong polypro "box" structure. Each unit contains acid-resistant storage

Fume Hood Specifications and Options

underneath, which may be vented to the hood exhaust plenum. All polypro base cabinetry has a “flush surface” design and is built in accordance with the standard of construction for the laboratory case work industry. Doors are solid polypro material with beveled, smooth edges. All hinges, screws, and other “hardware” are plastic. Storage floor is leak-proof to contain spills of corrosive substances.

12. All plumbing and electrical terminations are at rear of unit.

Placement may be specified by customer.

13. Airfoil across bottom of hood opening.

14. Double side-wall construction with removable panel to access plumbing.

1. Polypro, non-metallic, fume hoods are available with built-in Class 100 laminar flow air environments. These one-piece “positive/negative” environments provide full operator fume protection as per OSHA and ASHRAE 110-1994, and Class 100 or better clean air for critical processing, as per Fed. Std. 209-E.
2. Polypro Walk-in fume hoods are available, with or without Class 100 Clean air. The sash consists of two ver-

tical, or horizontal sliding panels. Each vertical panel has its own independent weight cable and pulley system as specified under “Construction”.

1. Polypro hoods may be specified with a variety of tanks, tubs, work surface configurations, process sub-systems and equipment, and electrical and/or gas services.



Fume Hood Products

All polyproLABS® products are manufactured with acid-resistant polypropylene with no metal to rust.

LT Part Number	Description	Enhanced Description	Length	Width	Height	Weight	Lead Time
4F-55-4-PP	4F-55-4-PP, 4FT Wide Unit	Exhausted Laminar Flow Class 10 clean air fume hood for high acid environments with integral vented base cabinets.	35.38	53.25	84.5	500	40
4F-55-5-PP	4F-55-5-PP, 5FT Wide Unit	Exhausted Laminar Flow Class 10 clean air fume hood for high acid environments with integral vented base cabinets.	35.38	59.75	84.5	575	40
4F-55-6-PP	4F-55-6-PP, 6FT Wide Unit	Exhausted Laminar Flow Class 10 clean air fume hood for high acid environments with integral vented base cabinets.	35.38	71.75	84.5	650	40
4F-55-8-PP	4F-55-8-PP, 8FT Wide Unit	Exhausted Laminar Flow Class 10 clean air fume hood for high acid environments with integral vented base cabinets.	35.38	101.75	84.5	800	40
4F-55-10-PP	4F-55-10-PP, 10FT Wide Unit	Exhausted Laminar Flow Class 10 clean air fume hood for high acid environments with integral vented base cabinets.	35.38	120.25	84.5	1000	40
FH-61-4-PP	FH-61-4-PP, 4FT Wide Unit	By-pass Fume Hood (base cabinets optional).	31.5	48	50.25	300	40
FH-61-5-PP	FH-61-5-PP, 5FT Wide Unit	By-pass Fume Hood (base cabinets optional).	31.5	60	50.25	400	40
FH-61-6-PP	FH-61-6-PP, 6FT Wide Unit	By-pass Fume Hood (base cabinets optional).	31.5	72	50.25	500	40
FH-61-8-PP	FH-61-8-PP, 8FT Wide Unit	By-pass Fume Hood (base cabinets optional).	31.5	96	50.25	700	40
FH-61-10-PP	FH-61-10-PP, 10FT Wide Unit	By-pass Fume Hood (base cabinets optional).	31.5	120	50.25	825	40
4LP-VLF-4-PP	4LP-VLF-4-PP, 4FT Wide Unit	Sit-down Vertical Laminar Flow (VLF) Class 100 Clean air workstation.	32	50.25	87.9	300	40
4LP-VLF-5-PP	4LP-VLF-5-PP, 5FT Wide Unit	Sit-down Vertical Laminar Flow (VLF) Class 100 Clean air workstation.	32	62.75	87.9	375	40
4LP-VLF-6-PP	4LP-VLF-6-PP, 6FT Wide Unit	Sit-down Vertical Laminar Flow (VLF) Class 100 Clean air workstation.	32	74.75	87.9	450	40
4LP-VLF-8-PP	4LP-VLF-8-PP, 8FT Wide Unit	Sit-down Vertical Laminar Flow (VLF) Class 100 Clean air workstation.	32	98.75	87.9	300	40
4LP-VLF-10PP	4LP-VLF-10-PP, 10FT Wide Unit	Sit-down Vertical Laminar Flow (VLF) Class 100 Clean air workstation.	32	122.75	87.9	750	40

Fume Hood Products

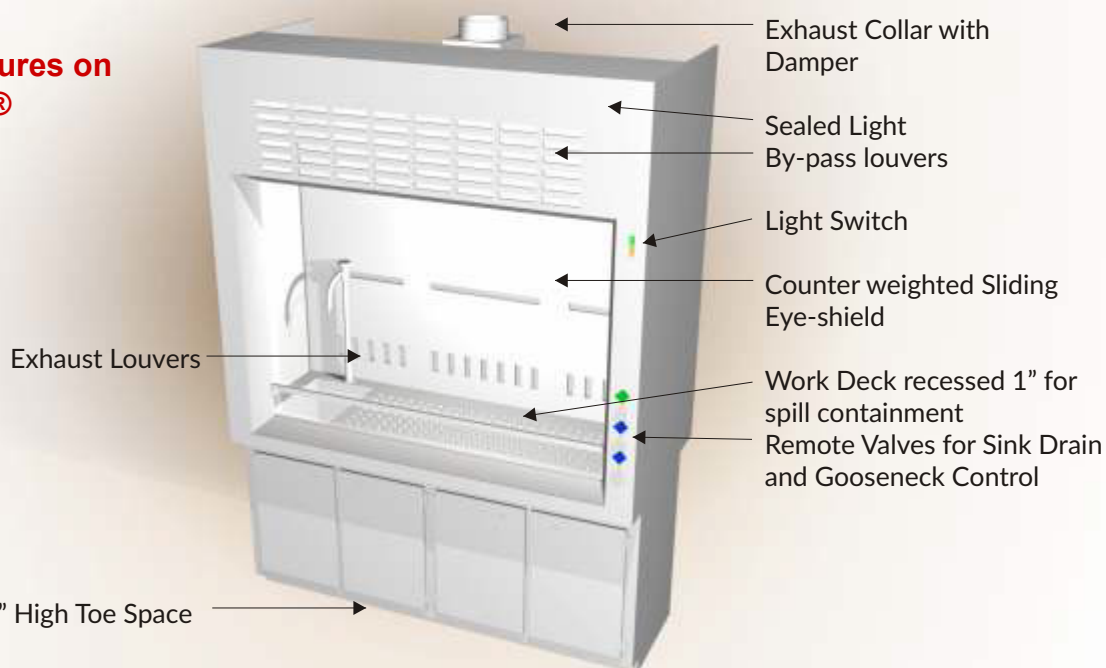
All polyproLABS® products are manufactured with acid-resistant polypropylene with no metal to rust.

LT Part Number	Description	Enhanced Description	Length	Width	Height	Weight	Lead Time
2C-HLF-4-PP	2C-HLF-4-PP, 4FT Wide Unit	Sit-down Horizontal Laminar Flow (HLF) Class 100 Clean air workstation.	35	49.75	69	500	40
2C-HLF-5-PP	2C-HLF-5-PP, 5FT Wide Unit	Sit-down Horizontal Laminar Flow (HLF) Class 100 Clean air workstation.	35	62	69	575	40
2C-HLF-6-PP	2C-HLF-6-PP, 6FT Wide Unit	Sit-down Horizontal Laminar Flow (HLF) Class 100 Clean air workstation.	35	74	69	650	40
2C-HLF-8-PP	2C-HLF-8-PP, 8FT Wide Unit	Sit-down Horizontal Laminar Flow (HLF) Class 100 Clean air workstation.	35	98.25	69	800	40
2C-HLF-10-PP	2C-HLF-10-PP, 10FT Wide Unit	Sit-down Horizontal Laminar Flow (HLF) Class 100 Clean air workstation.	35	122.25	69	1000	40
5200	5200 Acrylic Tabletop HLF Station	Acrylic tabletop horizontal laminar flow hood.	26	25	26	40	40
5300	5300 Acrylic Tabletop VLF Station	Acrylic tabletop vertical laminar flow hood.	24	34	29	40	40
5305	5305 Acrylic Fume Hood	Acrylic tabletop fume hood.	24	36	30	40	40
5330	5330 Acrylic Glovebox W/ Air Lock	Acrylic glovebox, with air lock.	24	49	19.75	40	40
DI GUN TEF	DI Spray Gun Teflon®	Teflon® DI spray gun.	12	6	4	4	40
PP HOSECOCK	Polypro Gas hosecock	Polypropylene hosecock.	12	6	4	2	40
PP CASCADE	Polypro Cascade Rinse	Polypropylene cascade rinse tank.	18	12	12	30	40
TEFLON® ASP	Teflon® Aspirator	Teflon® aspirator wand.	12	6	4	4	40
GFCI DUPLEX	GFCI Electrical Duplex	Ground fault circuit interrupter electrical duplex outlet.	8	6	6	4	40
PP PEGBOARD	Polypro Pegboard	Polypropylene glassware drying rack.	30	30	6	20	40
T-995 LxWxD	T-995 Polypro Sink	T-995 polypropylene general purpose sink.	10	10	10	20	40
PP CUPSINK	Polypro Cup Sink	Polypropylene cup sink.	6	3	4	2	40
GOOSENECK	Polypro Gooseneck Faucet	Polypropylene gooseneck faucet	18	6	4	2	40
N2 GUN TEF	N2 Blow-Off Gun, Teflon®	Teflon® Nitrogen blow-off gun.	12	6	4	4	40
AC-110-3030	Fume Hood Base, Apron, 2 door	Polypropylene acid-resistant casework, with no metal to rust.	22	30	29	50	25
AC-110-3630	Fume Hood Base, Apron, 2 Door	Polypropylene acid-resistant casework, with no metal to rust.	22	36	29	55	25
AC-110-4230	Fume Hood Base, Apron, 2 Door	Polypropylene acid-resistant casework, with no metal to rust.	22	42	29	60	25
AC-110-4830	Fume Hood Base, Apron, 2 Door	Polypropylene acid-resistant casework, with no metal to rust.	22	48	29	65	25
AC-110-4836	Fume Hood Base, Apron, 2 Door	Polypropylene acid-resistant casework, with no metal to rust.	22	48	35	70	25

For more information please visit our website!

www.labtechsupplyco.com

Standard Features on polyproLABS® Fume Hoods



Extruded Homopolymer Polypropylene

Property	ASTM™ Test Method	Unit	Typical Value
Physical			
Density	D-792	G/cc	0.91
Water Absorption (24 hrs @73°F)	D-570	%	0.02
Mechanical			
Tensile Strength	D-638	PSI	4900
Tensile Module	D-638	PSI	210,000
Elongation	D-638	%	200
Izod Impact	D-256	ft/lbs/in	1.0
Rockwell Hardness	D785	"R" scale	92
Thermal			
Heat Distortion Temperature	D-648		
At 66psi	D-648	°F	210
At 264 psi	D-648	°F	135
Vicat Softening Temperature	D-1525	°F	300
Coefficient of Thermal Expansion	D-696	In/In/°C	9 x 10 ⁻⁵

Polypropylene Chemical Resistance Chart (Partial)

Chemical Reagent	Max Temp (F)
Ammonia	225
Ammonium Fluoride	175
Isopropyl Alcohol	75
Arsenic Acid	200
Benzenesulfonic Acid	75
Boric Acid	225
Chromic Acid (50%)	125
Ethanol	175
Formaldehyde (50%)	175
Hydrofluoric Acid (60%)	200
Methanol	200
Mercury	150
Nickel Chloride	200
Nitric Acid (50%)	75
Perchloric Acid (70%)	75
Potassium Hydroxide (90%)	150



3209 W. Warner Ave
Santa Ana, CA 92704
1-800-476-5228
sales@labtechsupplyco.com